
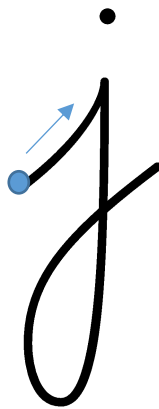



A cursive lowercase letter 'f' is shown. A blue dot is placed at the middle of the vertical stem on the left side. A blue arrow points from this dot upwards and to the right, indicating the starting point and direction of the stroke.



A cursive lowercase letter 'n' is shown. A blue dot is placed at the top left of the letter. A blue arrow points from this dot upwards and to the right, indicating the starting point and direction of the stroke.



A cursive lowercase letter 'j' is shown. A blue dot is placed at the top left of the letter. A blue arrow points from this dot upwards and to the right, indicating the starting point and direction of the stroke. A solid black dot is positioned above the letter, representing the dot on 'i'.



A cursive lowercase letter 'y' is shown. A blue dot is placed at the top left of the letter. A blue arrow points from this dot upwards and to the right, indicating the starting point and direction of the stroke.